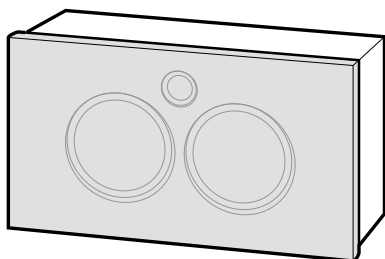


# Technical Description and Operating Instructions



**Satellite speakers**  
**S 700 FCR**  
with THX® Select 2™ certificate

**Teufel**  
... makes you happy

## General notes and information

### Proper use

Only use the speakers as described in these operating instructions. Any other use will be deemed as not in accordance with the instructions and may lead to damage of property or even persons. The manufacturer accepts no liability for damage caused by use not in accordance with the instructions. The speakers are intended for private use.



Before operating the speakers, please read the safety notes and operating instructions carefully. This is the only way to use all functions safely and reliably. Keep the operating instructions safe and pass them on to anyone who may own the unit after you.

### Notice

The information in this document may change without prior notice and in no way constitutes any liability on the part of Lautsprecher Teufel GmbH. No part of these instructions may be reproduced in any form or be broadcasted in any way electronically, mechanically, by photocopy or recording without the written permission of Lautsprecher Teufel GmbH.

### Original packaging

If you wish to exercise your eight-week right of return, we ask that you be absolutely sure to hold onto the packaging. We can only accept the return of a device WITH THE ORIGINAL PACKAGING. Empty boxes are not available!

### Complaints

In case of a complaint we implicitly need your invoice number and the serial or lot number for processing. The serial number can be found on the back side of the device.

Many thanks for your support!

### Trademarks

® All trademarks are the property of their respective owners.



THX and the THX logo are trademarks of THX Ltd., which are registered in some jurisdictions. All rights reserved.

### Contact

For questions, suggestions or criticism please contact our customer service department:

Lautsprecher Teufel GmbH  
Gewerbehof Buelowbogen  
Buelowstrasse 66  
10783 Berlin (Germany)

**Phone 00800 - 200 300 40 (free of charge)**

**Fax: +49 (0)30 / 300 930 930**

**E-mail: [service@teufelaudio.com](mailto:service@teufelaudio.com)**

**[www.teufelaudio.com](http://www.teufelaudio.com)**

# Product contents and technical data

Product contents	1 speaker S 700 FCR
Dimensions (WxHxD)	380 x 214 x 140 mm
Weight	6.1 kg
Nominal impedance	4–8 Ohm

Technical changes reserved!

You can find further technical data on our website.



Check that all items have been delivered and that nothing is damaged. If you find damage, do not operate the device; instead contact our service department.



This product conforms with Council of the European Union guidelines 2004/108/EC and 2006/95/EC

## Safety notes

### Caution icons

You will find the following caution icons in these instructions:



**Danger** = **High risk!** Failure to observe the warning may result in severe personal injury or death.



**Attention** = **Moderate risk!** Failure to observe the warning may result in property damage.



**!** = **Minor risk!** Points which should be observed when handling the unit.



#### **Danger to hearing**

Loud noise may lead to hearing loss.

Particularly when the subwoofer has been set to maximum volume and the unit is activated, very high noise pressure may suddenly be produced. This may have psychological consequences and also cause physical injury. Children and pets are particularly at risk.

- Set your signal source unit volume control to a low setting.
- When the volume is set high, always keep a certain distance from the unit and never place your ear directly on the speaker.
- To avoid damage to health, avoid extended listening at high volume.

#### **Danger Danger to children!**



Children can become trapped in the packing film when playing and suffocate.

- Do not allow children to play with the unit or the packing film. Danger of suffocation.
- Ensure that children do not remove small parts from the unit or take them off of the unit (e.g. control knobs or plug adapters). They could swallow the parts and choke. Never allow children to operate electrical devices unsupervised.

#### **Danger Danger of injury/damage!**



Incorrect location may result in damage.

- Never use the unit unmounted in vehicles, in unstable locations, on wobbly stands or furniture, on underdimensioned brackets etc. The speakers could tip or fall down and cause injury to persons or be damaged.
- Place the speakers in such a way that they cannot be knocked over unseen and make sure that the cables do not pose a trip hazard.
- If mounting the speakers on the wall, make sure that the job is carried out by a professional.
- Only use suitable wall holders to mount the speakers. Verify the carrying capacity of the walls.
- Carefully follow the installation instructions.
- Do not place the unit near sources of heat (e.g. heaters, ovens, other heat generating equipment such as amplifiers etc.).

#### **Attention Fire hazard!**



Improper use may lead to damage or fire.

- Do not place open flames such as burning candles or similar on the unit.
- Ensure sufficient ventilation.
- Do not place the unit in direct sunlight.
- Only use the unit in indoor areas.
- Do not operate the unit in moist areas and protect it from drops of water and splash water. Also take care not to stand vases or other containers filled with liquid on or near the unit in order to avoid liquid getting into the housing.

## Setup

### Note

Our website contains comprehensive notes for correct setup.

- Select a stable, level base.
- Make sure that the environment is clean and free from dust.
- Avoid placing the unit close to sources of heat or in direct sunlight.
- Arrange the connector cables so that they do not pose a trip hazard.
- Do not place any heavy objects on the cables or the speakers.

## Mounting

You can find special assembly materials (cords, speaker stands, wall brackets and resonance dampers) adapted to these speakers in our webshop.

A threaded hole on the bottom of the speaker is used for mounting the S 700 FCR speakers to a speaker stand. Upon shipment, the threaded hole has a screw inserted, which you will have to unscrew before assembly.

## Connecting

### Danger Danger of injury/damage!



Arrange the cables so that they do not pose a trip hazard.

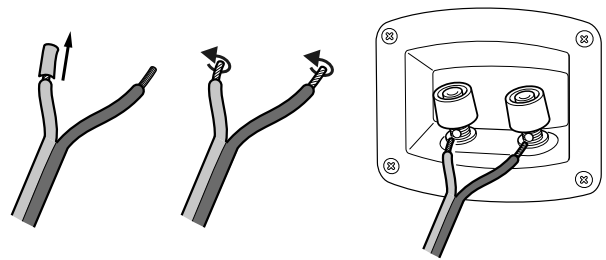
- Pull the power plug of your AV receiver out of the socket.
- Lay the speaker cables from your AV receiver to each speaker. These cables should be high-quality double-wire speaker cable with marked strands. The cross section should amount to at least 1.5 mm<sup>2</sup>.
- A connector comprising two terminals is located on the back side of each speaker, to which you have to connect the speaker cables.
- The terminal clips are each marked red (+) and black (-).



### Make sure the polarity is correct!

Connect the like coloured terminals. Otherwise the sound quality will suffer.

The speaker connections of your AV receiver should be marked similarly. The strands of the speaker cables are marked with different colours or shapes.



1. Split the single wire down to approx. 30 mm on both ends and strip approx. 10 mm of insulation off of each cord.
2. Twist the stripped single wire ends together so that no wire protrudes. Tin coating is not necessary.
3. Turn the connector terminal counterclockwise until loose. Run the stripped cable end into the now visible hole. Close the terminal by turning it counterclockwise. The cable has now been clamped in place.
4. Connect the cables to the other speaker in the same way.
5. Connect the speaker cables to your AV receiver. The operating instructions of the appliance should contain notes on this.

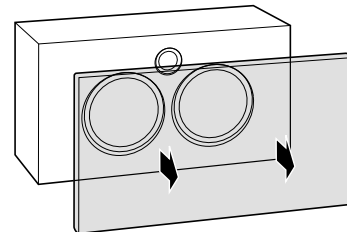
## Protective grid

### Attention Danger of damage!



Improper handling of the device can cause damage.

- Make sure that you do not touch the very sensitive diaphragms.



If you position the front speakers behind a screen, remove the protective grid in order to compensate for the potential absorption of high frequencies by the screen.

## Crossover frequency

The ideal separation frequency on the AV amplifier for this speaker is 80 Hz.

## Cleaning and care

Clean the speakers regularly with a soft, damp microfibre cloth. Please be absolutely sure to observe the following notes in the process:

- If possible, only use plain water without any additives. In case of stubborn marks, a mild soap solution may be used.
- Make sure that no liquid penetrates the unit.

### Attention Risk of damage!



Using the wrong cleaning materials may damage the delicate surface of the case.

If possible, only use plain water without any additives. In case of stubborn marks, a mild soap solution may be used. In no circumstances should caustic cleaning products, white spirit, thinners, petrol or similar be used for cleaning.

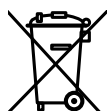
## Troubleshooting

The following notes and further detailed **information on our website** should help you to rectify malfunctions. If this does not lead to success, please contact our hotline ☎ 00800 - 200 300 40 (free of charge). Please also observe the warranty notes.

Problem	Possible cause	Solution
Playback is noisy.	In general, the speakers are very low-noise. In most cases, the speaker system with exceptional resolution in the high range area can expose the poor quality of a signal source (e.g. from MP3 files).	Ensure that the source is sending a clear signal.
The sound seems dull.	The speakers have been connected with the wrong poles.	Verify the correct connection of the cables for all speakers.

## Protecting the environment

### Disposal of the unit



#### Used units must not be disposed of with household waste.

If the unit is no longer operational, every consumer is required by law to dispose of used devices separately from household waste, e.g. at a collection point run by the communal authority borough. In this way

it is ensured, that used devices are properly recycled and that negative consequences on the environment are avoided. For this reason, electrical equipment is labelled with the displayed symbol.

### Lautsprecher Teufel GmbH

Gewerbehof Buelowbogen - Aufgang D1  
Buelowstr. 66, 10783 Berlin (Germany)

[www.teufelaudio.com](http://www.teufelaudio.com)

Phone: 00800 - 200 300 40  
(free of charge)  
Fax: +49 (0)30 / 300 930 930

# Teufel

... makes you happy